

5380 m.

QATAR AIRWAYS GRAND PRIX OF QATAR

Free Practice Nr. 1

Classification

3

	Rider	Nation	Team	Motorcycle	Time	Lap	Total	Gap	Top Speed
1	89 Jorge MARTIN	SPA	Prima Pramac Racing	DUCATI	1'52.624	15	17		345.0
2	41 Aleix ESPARGARO	SPA	Aprilia Racing	APRILIA	1'52.671	14	15	0.047 0.047	340.6
3	31 Pedro ACOSTA	SPA	Red Bull GASGAS Tech3	KTM	1'52.695	13	16	0.071 0.024	346.1
4	93 Marc MARQUEZ	SPA	Gresini Racing MotoGP	DUCATI	1'52.801	14	17	0.177 0.106	348.3
5	33 Brad BINDER	RSA	Red Bull KTM Factory Racing	KTM	1'52.889	13	19	0.265 0.088	350.6
6	5 Johann ZARCO	FRA	CASTROL Honda LCR	HONDA	1'52.927	14	16	0.303 0.038	342.8
7	23 Enea BASTIANINI	ITA	Ducati Lenovo Team	DUCATI	1'52.950	16	17	0.326 0.023	347.2
8	49 Fabio DI GIANNANTONIO	ITA	Pertamina Enduro VR46 MotoGP T	DUCATI	1'52.987	15	16	0.363 0.037	347.2
9	43 Jack MILLER	AUS	Red Bull KTM Factory Racing	KTM	1'53.031	15	17	0.407 0.044	349.5
10	1 Francesco BAGNAIA	ITA	Ducati Lenovo Team	DUCATI	1'53.221	15	15	0.597 0.190	345.0
11	73 Alex MARQUEZ	SPA	Gresini Racing MotoGP	DUCATI	1'53.250	11	17	0.626 0.029	339.6
12	88 Miguel OLIVEIRA	POR	Trackhouse Racing	APRILIA	1'53.338	15	16	0.714 0.088	346.1
13	12 Maverick VIÑALES	SPA	Aprilia Racing	APRILIA	1'53.351	10	16	0.727 0.013	342.8
14	25 Raul FERNANDEZ	SPA	Trackhouse Racing	APRILIA	1'53.380	14	14	0.756 0.029	343.9
15	42 Alex RINS	SPA	Monster Energy Yamaha MotoGP	YAMAHA	1'53.407	14	17	0.783 0.027	349.5
16	36 Joan MIR	SPA	Repsol Honda Team	HONDA	1'53.435	14	16	0.811 0.028	342.8
17	10 Luca MARINI	ITA	Repsol Honda Team	HONDA	1'53.608	10	16	0.984 0.173	346.1
18	72 Marco BEZZECCHI	ITA	Pertamina Enduro VR46 MotoGP T	DUCATI	1'53.626	17	18	1.002 0.018	343.9
19	20 Fabio QUARTARARO	FRA	Monster Energy Yamaha MotoGP	YAMAHA	1'53.837	13	16	1.213 0.211	346.1
20	37 Augusto FERNANDEZ	SPA	Red Bull GASGAS Tech3	KTM	1'53.847	17	17	1.223 0.010	345.0
21	30 Takaaki NAKAGAMI	JPN	IDEMITSU Honda LCR	HONDA	1'53.863	15	17	1.239 0.016	341.7
22	21 Franco MORBIDELLI	ITA	Prima Pramac Racing	DUCATI	1'54.749	17	18	2.125 0.886	338.5

Practice condition: Dry

Air: 24°

Humidity: 70%

Ground: 38°

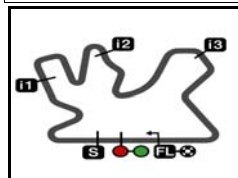
Fastest Lap:	Lap: 15	Jorge MARTIN	1'52.624	171.9 Km/h
Best Race Lap:	2023	Enea BASTIANINI	1'52.978	171.4 Km/h
All Time Lap Record:	2023	Luca MARINI	1'51.762	173.2 Km/h

The results are provisional until the end of the limit for protest and appeals.

Time limit for protest expires 60' after publication of the results - Time:

These data/results cannot be reproduced, stored and/or transmitted in whole or in part by any manner of electronic, mechanical, photocopying, recording, broadcasting or otherwise now known or herein after developed without the previous express consent by the copyright owner, except for reproduction in daily press and regular printed publications on sale to the public within 60 days of the event related to those data/results and always provided that copyright symbol appears together as follows below.

© DORNA, 2024



5380 m.

QATAR AIRWAYS GRAND PRIX OF QATAR

Free Practice Nr. 1

Top Speed & Average

4



Rider	Nation	Motorcycle	Top 5 speeds					Average	Top
33 Brad BINDER	RSA	KTM	350.6	349.5	345.0	343.9	343.9	345.2	350.6
42 Alex RINS	SPA	YAMAHA	349.5	346.1	346.1	346.1	345.0	346.6	349.5
43 Jack MILLER	AUS	KTM	349.5	348.3	347.2	346.1	345.0	346.6	349.5
93 Marc MARQUEZ	SPA	DUCATI	348.3	347.2	347.2	345.0	345.0	346.5	348.3
23 Enea BASTIANINI	ITA	DUCATI	347.2	345.0	343.9	343.9	342.8	343.9	347.2
49 Fabio DI GIANNANTONIO	ITA	DUCATI	347.2	347.2	346.1	342.8	342.8	345.2	347.2
10 Luca MARINI	ITA	HONDA	346.1	342.8	342.8	341.7	340.6	341.8	346.1
20 Fabio QUARTARARO	FRA	YAMAHA	346.1	343.9	343.9	343.9	343.9	344.2	346.1
31 Pedro ACOSTA	SPA	KTM	346.1	345.0	345.0	343.9	343.9	344.8	346.1
88 Miguel OLIVEIRA	POR	APRILIA	346.1	345.0	345.0	345.0	343.9	344.8	346.1
1 Francesco BAGNAIA	ITA	DUCATI	345.0	343.9	343.9	341.7	340.6	343.0	345.0
37 Augusto FERNANDEZ	SPA	KTM	345.0	343.9	342.8	341.7	341.7	343.0	345.0
89 Jorge MARTIN	SPA	DUCATI	345.0	345.0	343.9	343.9	343.9	344.3	345.0
25 Raul FERNANDEZ	SPA	APRILIA	343.9	342.8	340.6	340.6	340.6	341.5	343.9
72 Marco BEZZECCHI	ITA	DUCATI	343.9	342.8	342.8	342.8	342.8	343.0	343.9
5 Johann ZARCO	FRA	HONDA	342.8	342.8	341.7	340.6	339.6	341.0	342.8
12 Maverick VIÑALES	SPA	APRILIA	342.8	342.8	341.7	341.7	340.6	341.4	342.8
36 Joan MIR	SPA	HONDA	342.8	340.6	340.6	340.6	340.6	341.0	342.8
30 Takaaki NAKAGAMI	JPN	HONDA	341.7	341.7	341.7	340.6	339.6	340.3	341.7
41 Aleix ESPARGARO	SPA	APRILIA	340.6	340.6	339.6	339.6	339.6	340.0	340.6
73 Alex MARQUEZ	SPA	DUCATI	339.6	339.6	339.6	338.5	338.5	338.9	339.6
21 Franco MORBIDELLI	ITA	DUCATI	338.5	338.5	337.5	337.5	337.5	337.8	338.5

These data/results cannot be reproduced, stored and/or transmitted in whole or in part by any manner of electronic, mechanical, photocopying, recording, broadcasting or otherwise now known or herein after developed without the previous express consent by the copyright owner, except for reproduction in daily press and regular printed publications on sale to the public within 60 days of the event related to those data/results and always provided that copyright symbol appears together as follows below.

© DORNA, 2024

Official MotoGP Timing by TISSOT
www.motogp.com



Doha, Friday, March 08, 2024

Free Practice Nr. 1

MotoGP

Lap	Lap Time	T1	T2	T3	T4	Speed	Lap	Lap Time	T1	T2	T3	T4	Speed
9	1'53.349	28.120	30.182	27.088	27.959	340.6	11	1'54.608	28.180	30.513	27.517	28.398	339.6
10	1'53.124	27.999	30.242	27.025	27.858	341.7	12	2'04.865 P	34.267	32.487	28.344	29.767	338.5
11	1'59.501 P	30.315	31.694	28.460	29.032	342.8	Run # 3 Front Tyre Slick-Medium Rear Tyre Slick-Soft New Tyre New Tyre						
Run # 3 Front Tyre Slick-Soft Rear Tyre Slick-Medium 11 Laps at start 11 Laps at start						13	10'28.076	30.635	31.064	27.855	28.008		
12	7'50.433	28.805	31.564	27.977	28.445		14	1'52.927	28.046	30.177	27.010	27.694	339.6
13	1'54.139	28.182	30.459	27.547	27.951	341.7	15	1'52.940	27.904	30.185	27.094	27.757	342.8
14	1'52.801	27.904	30.235	26.930	27.732	341.7	16	1'53.248	27.987	30.284	27.158	27.819	339.6
15	1'57.881	29.247	31.370	28.578	28.686	348.3	7th 23 Enea BASTIANINI DUCATI ITA Ducati Lenovo Team Runs=3 Total laps=17 Full laps=12 Valid laps=12						
16	1'56.682	27.996	32.058	28.123	28.505	341.7	Run # 1 Front Tyre Slick-Medium Rear Tyre Slick-Medium New Tyre New Tyre						
17	1'53.508	28.116	30.374	27.115	27.903	341.7	1	3'04.424	30.130	33.104	29.352	28.848	

Run #	1	Front Tyre	Slick-Medium	Rear Tyre	Slick-Medium	Speed
5th 33 Brad BINDER KTM RSA Red Bull KTM Factory Racing Runs=2 Total laps=19 Full laps=16 Valid laps=16						
Run # 1 Front Tyre Slick-Medium Rear Tyre Slick-Medium New Tyre New Tyre						
1	2'23.226	30.220	32.897	29.042	29.190	
2	1'59.922	28.715	31.044	27.808	32.355	342.8
3	2'09.304	28.349	44.962	27.909	28.084	343.9
4	1'53.609	28.096	30.349	27.355	27.809	350.6
5	1'53.418	27.997	30.136	27.407	27.878	349.5
6	2'01.990	36.176	30.509	27.309	27.996	343.9
7	1'53.533	28.079	30.292	27.296	27.866	345.0
8	1'58.455	31.798	30.749	27.729	28.179	343.9
9	1'59.567 P	28.653	33.096	28.035	29.783	343.9
Run # 2 Front Tyre Slick-Medium Rear Tyre Slick-Medium 9 Laps at start 9 Laps at start						
10	10'34.709	36.318	31.890	28.051	28.338	
11	1'53.841	28.139	30.325	27.489	27.888	341.7
12	1'54.101	28.100	30.283	27.333	28.385	342.8
13	1'52.889	27.983	30.041	27.181	27.684	342.8
14	1'53.171	27.902	30.086	27.199	27.984	343.9
15	1'52.920	27.939	29.977	27.236	27.768	342.8
16	1'58.453	32.578	30.620	27.461	27.794	342.8
17	1'52.933	27.931	30.136	27.151	27.715	342.8
18	1'52.967	27.884	30.077	27.280	27.726	343.9
19	1'52.911	27.918	30.064	27.132	27.797	343.9

Run #	1	Front Tyre	Slick-Medium	Rear Tyre	Slick-Medium	Speed
6th 5 Johann ZARCO HONDA FRA CASTROL Honda LCR Runs=3 Total laps=16 Full laps=11 Valid laps=11						
Run # 1 Front Tyre Slick-Medium Rear Tyre Slick-Medium New Tyre New Tyre						
1	2'23.855	28.726	32.129	28.713	28.570	
2	1'55.863	28.669	31.111	27.817	28.266	341.7
3	1'55.395	28.584	30.677	27.842	28.292	337.5
4	1'54.769	28.344	30.630	27.610	28.185	337.5
5	1'54.372	28.171	30.643	27.493	28.065	336.4
6	1'59.354 P	31.217	30.930	27.752	29.455	337.5
Run # 2 Front Tyre Slick-Medium Rear Tyre Slick-Medium 6 Laps at start 6 Laps at start						
7	8'16.794	28.244	31.363	28.151	28.410	
8	1'57.957	28.806	33.061	27.894	28.196	338.5
9	1'54.110	28.272	30.509	27.353	27.976	342.8
10	1'53.428	27.999	30.332	27.272	27.825	340.6

Run #	1	Front Tyre	Slick-Medium	Rear Tyre	Slick-Medium	Speed
Run # 2 Front Tyre Slick-Medium Rear Tyre Slick-Medium 7 Laps at start 7 Laps at start						
8	10'16.722	29.649	31.713	27.958	28.048	
9	1'54.301	28.166	30.986	27.433	27.716	341.7
10	1'53.274	27.943	30.169	27.388	27.774	342.8
11	1'53.000	27.933	30.158	27.186	27.723	341.7
12	1'56.685	29.504	31.314	27.827	28.040	340.6
13	1'53.158	27.892	30.317	27.232	27.717	340.6
14	2'00.589 P	32.521	31.512	28.124	28.432	340.6
Run # 3 Front Tyre Slick-Medium Rear Tyre Slick-Medium 14 Laps at start 14 Laps at start						
15	6'39.463	28.974	30.843	27.510	27.835	
16	1'52.950	27.931	30.095	27.257	27.667	342.8
17	1'56.785	31.087	30.475	27.378	27.845	343.9

Run #	1	Front Tyre	Slick-Medium	Rear Tyre	Slick-Medium	Speed
8th 49 Fabio DI GIANNANTONI DUCATI ITA Pertamina Enduro VR46 MotoGP Team Runs=2 Total laps=16 Full laps=12 Valid laps=12						
Run # 1 Front Tyre Slick-Medium Rear Tyre Slick-Medium New Tyre New Tyre						
1	3'10.293	30.608	32.764	28.752	28.668	
2	1'56.183	28.885	31.142	27.847	28.309	339.6
3	1'54.896	28.528	30.683	27.578	28.107	342.8
4	1'54.177	28.265	30.478	27.442	27.992	340.6
5	1'53.948	28.124	30.508	27.348	27.968	341.7
6	1'53.944	28.211	30.494	27.402	27.837	342.8
7	1'53.611	28.181	30.319	27.299	27.812	341.7
8	2'07.399 P	33.897	33.591	28.988	30.923	340.6
Run # 2 Front Tyre Slick-Medium Rear Tyre Slick-Medium 8 Laps at start 8 Laps at start						
9	14'05.743	29.115	31.385	27.958	28.080	
10	1'53.875	28.217	30.348	27.463	27.847	339.6
11	1'53.038	27.989	30.147	27.119	27.783	340.6
12	1'53.191	27.953	30.271	27.132	27.835	341.7
13	1'57.129	28.060	30.314	27.184	31.571	340.6

Fastest Lap: Jorge MARTIN Prima Pramac Racing SPA 1'52.624 27.686 30.164 27.104 27.670

These data/results cannot be reproduced, stored and/or transmitted in whole or in part by any manner of electronic, mechanical, photocopying, recording, broadcasting or otherwise now known or herein after developed without the previous express consent by the copyright owner, except for reproduction in daily press and regular printed publications on sale to the public within 60 days of the event related to those data/results and always provided that copyright symbol appears together as follows below.
© DORNA, 2024

Free Practice Nr. 1

MotoGP

Lap	Lap Time	T1	T2	T3	T4	Speed	Lap	Lap Time	T1	T2	T3	T4	Speed
14	2'01.766	27.942	32.574	32.670	28.580	347.2	11th 73	Alex MARQUEZ	DUCATI				SPA
15	1'52.987	27.915	30.276	27.085	27.711	346.1			Gresini Racing MotoGP				
16	2'16.262	P 39.197	35.245	29.952	31.868	347.2			Runs=3 Total laps=17 Full laps=11 Valid laps=11				
9th 43	Jack MILLER	KTM			AUS								
Red Bull KTM Factory Racing													
Runs=3 Total laps=17 Full laps=12 Valid laps=12													
Run #	1	Front Tyre	Slick-Medium	Rear Tyre	Slick-Medium								
		New Tyre		New Tyre									
1	2'33.741	30.003	32.238	28.842	28.880								
2	1'55.258	28.516	30.625	27.885	28.232	340.6							
3	1'54.516	28.214	30.507	27.633	28.162	341.7							
4	2'04.934	32.554	36.643	27.699	28.038	341.7							
5	1'53.657	28.110	30.264	27.451	27.832	347.2							
6	2'00.082	33.580	30.991	27.573	27.938	348.3							
7	1'53.235	27.842	30.171	27.375	27.847	343.9							
8	1'57.412	P 29.442	31.588	27.860	28.522	345.0							
Run #	2	Front Tyre	Slick-Medium	Rear Tyre	Slick-Medium								
		8 Laps at start		8 Laps at start									
9	9'08.411	28.731	31.376	27.858	28.919								
10	1'57.112	28.088	32.577	28.290	28.157	341.7							
11	1'57.506	30.020	30.922	28.408	28.156	341.7							
12	2'13.772	P 28.190	47.354	28.190	30.038	340.6							
Run #	3	Front Tyre	Slick-Medium	Rear Tyre	Slick-Medium								
		12 Laps at start		12 Laps at start									
13	6'57.301	29.683	30.887	27.886	28.870								
14	2'01.191	27.966	31.621	33.307	28.297	345.0							
15	1'53.031	27.932	30.226	27.208	27.665	346.1							
16	1'59.976	29.666	34.881	27.603	27.826	349.5							
17	1'53.512	27.822	30.288	27.295	28.107	345.0							
10th 1	Francesco BAGNAIA	DUCATI			ITA								
Ducati Lenovo Team													
Runs=3 Total laps=15 Full laps=10 Valid laps=10													
Run #	1	Front Tyre	Slick-Medium	Rear Tyre	Slick-Medium								
		New Tyre		New Tyre									
1	3'07.566	30.432	33.302	32.547	29.246								
2	1'57.964	29.307	31.999	28.206	28.452	338.5							
3	2'00.235	31.439	32.000	28.375	28.421	339.6							
4	2'01.254	P 31.159	32.368	28.519	29.208	339.6							
Run #	2	Front Tyre	Slick-Medium	Rear Tyre	Slick-Medium								
		4 Laps at start		4 Laps at start									
5	10'09.618	29.455	32.243	28.278	28.416								
6	1'55.157	28.522	30.925	27.596	28.114	338.5							
7	1'54.681	28.311	30.730	27.446	28.194	338.5							
8	2'03.840	P 32.911	32.896	28.788	29.245	338.5							
Run #	3	Front Tyre	Slick-Medium	Rear Tyre	Slick-Medium								
		8 Laps at start		8 Laps at start									
9	9'32.022	29.103	31.442	27.712	28.192								
10	1'54.061	28.233	30.627	27.311	27.890	340.6							
11	2'00.200	33.430	31.116	27.608	28.046	339.6							
12	1'53.711	28.136	30.354	27.318	27.903	341.7							
13	1'53.351	27.927	30.406	27.220	27.798	345.0							
14	2'04.154	32.609	35.210	28.007	28.328	343.9							
15	1'53.221	28.002	30.290	27.156	27.773	343.9							
12th 88	Miguel OLIVEIRA	APRILIA			POR								
Trackhouse Racing													
Runs=3 Total laps=16 Full laps=11 Valid laps=11													
Run #	1	Front Tyre	Slick-Soft	Rear Tyre	Slick-Medium								
		New Tyre		New Tyre									
1	2'36.416	31.214	33.127	29.185	28.932								
2	1'59.516	28.958	30.849	31.206	28.503	343.9							
3	1'54.573	28.472	30.553	27.528	28.020	345.0							
4	1'53.916	28.192	30.542	27.360	27.822	346.1							
5	2'03.238	P 31.192	35.333	28.077	28.636	343.9							
Run #	2	Front Tyre	Slick-Medium	Rear Tyre	Slick-Medium								
		New Tyre		5 Laps at start									
6	8'09.583	42.290	31.956	28.322	28.393								
7	1'56.084	29.536	30.814	27.589	28.145	339.6							
8	1'54.380	28.222	30.491	27.506	28.161	339.6							
9	1'58.667	31.422	31.096	27.975	28.174	339.6							
10	1'53.986	28.228	30.499	27.356	27.903	341.7							
11	1'59.169	P 30.239	32.070	28.111	28.749	342.8							
Run #	3	Front Tyre	Slick-Medium	Rear Tyre	Slick-Medium								
		6 Laps at start		11 Laps at start									
12	9'30.945	30.275	31.268	27.777	28.233								
13	1'54.340	28.217	30.660	27.451	28.012	339.6							
14	1'59.066	28.097	30.417	30.223	30.329	339.6							
15	1'53.338	28.103	30.315	27.248	27.672	345.0							
16	1'57.682	28.276	33.154	27.823	28.429	345.0							

Fastest Lap: Jorge MARTIN Prima Pramac Racing SPA **1'52.624** 27.686 30.164 27.104 27.670

These data/results cannot be reproduced, stored and/or transmitted in whole or in part by any manner of electronic, mechanical, photocopying, recording, broadcasting or otherwise now known or herein after developed without the previous express consent by the copyright owner, except for reproduction in daily press and regular printed publications on sale to the public within 60 days of the event related to those data/results and always provided that copyright symbol appears together as follows below.
© DORNA, 2024



Free Practice Nr. 1

MotoGP

Lap	Lap Time	T1	T2	T3	T4	Speed	Lap	Lap Time	T1	T2	T3	T4	Speed
Run # 2	Front Tyre Slick-Medium		Rear Tyre Slick-Medium										
	6 Laps at start		6 Laps at start										
7	7'22.859	30.063	32.829	28.316	28.323								
8	1'54.718	28.413	30.637	27.671	27.997	339.6							
9	1'54.423	28.336	30.594	27.481	28.012	339.6							
10	1'57.296	30.393	30.813	27.982	28.108	336.4							
11	2'07.730 P	33.236	34.622	29.469	30.403	339.6							
Run # 3	Front Tyre Slick-Medium		Rear Tyre Slick-Medium										
	11 Laps at start		11 Laps at start										
12	9'09.259	32.277	34.689	29.381	32.087								
13	1'57.379	29.499	31.352	28.223	28.305	336.4							
14	1'54.508	28.268	30.591	27.638	28.011	339.6							
15	1'53.863	28.252	30.436	27.411	27.764	339.6							
16	1'57.003	28.032	31.463	28.371	29.137	341.7							
17	1'53.992	28.134	30.346	27.600	27.912	341.7							

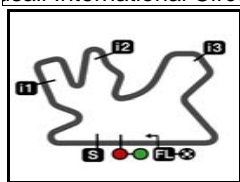
22nd 21 **Franco MORBIDELLI** DUCATI ITA
Prima Pramac Racing

Runs=2 Total laps=18 Full laps=14 Valid laps=14

Run #	1	Front Tyre	Slick-Soft	Rear Tyre	Slick-Medium	Speed
		New Tyre		New Tyre		
1	2'40.763	32.997	35.191	30.588	30.303	
2	2'02.125	30.226	33.116	29.448	29.335	332.3
3	1'59.877	29.978	31.931	28.651	29.317	333.3
4	1'58.389	29.506	31.791	28.565	28.527	335.4
5	1'56.930	29.072	31.402	27.918	28.538	330.2
6	1'56.644	29.137	31.147	28.078	28.282	337.5
7	1'55.850	28.738	30.791	27.991	28.330	337.5
8	2'13.248	33.708	35.987	33.833	29.720	335.4
9	1'59.683 P	28.955	30.970	28.223	31.535	335.4
Run # 2	Front Tyre Slick-Medium		Rear Tyre Slick-Medium			
	New Tyre		9 Laps at start			
10	10'07.734	33.826	32.710	29.074	29.134	
11	1'57.599	29.248	31.746	28.168	28.437	334.3
12	1'55.921	28.609	30.944	27.989	28.379	336.4
13	1'55.210	28.507	30.733	27.781	28.189	338.5
14	2'00.345	28.504	30.653	27.965	33.223	337.5
15	1'55.025	28.429	30.720	27.787	28.089	338.5
16	2'17.527	34.926	40.441	33.357	28.803	337.5
17	1'54.749	28.313	30.630	27.747	28.059	337.5
18	2'13.042 P	34.770	36.281	29.625	32.366	332.3

Fastest Lap: Jorge MARTIN Prima Pramac Racing SPA **1'52.624** 27.686 30.164 27.104 27.670

These data/results cannot be reproduced, stored and/or transmitted in whole or in part by any manner of electronic, mechanical, photocopying, recording, broadcasting or otherwise now known or herein after developed without the previous express consent by the copyright owner, except for reproduction in daily press and regular printed publications on sale to the public within 60 days of the event related to those data/results and always provided that copyright symbol appears together as follows below.
© DORNA, 2024



5380 m.

QATAR AIRWAYS GRAND PRIX OF QATAR

Free Practice Nr. 1

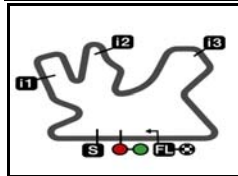
Best Partial Times

IT Ideal Lap Time, sum of the best partial times

BT Best Lap Time

T1		T2		T3		T4				IT		BT	
Pos	Rider	Time	Rider	Time	Rider	Time	Rider	Time	Pos	Rider			
	1J.MARTIN	27.686	B.BINDER	29.977	M.MARQUEZ	26.930	P.ACOSTA	27.571	1	J.MARTIN	1'52.451	1'52.624	(1)
	2J.MILLER	27.822	A.ESPARGARO	30.063	J.MARTIN	26.961	J.MARTIN	27.640	2	A.ESPARGAR	1'52.601	1'52.671	(2)
	3A.ESPARGARO	27.866	P.ACOSTA	30.094	R.FERNANDEZ	26.995	A.ESPARGARO	27.660	3	P.ACOSTA	1'52.658	1'52.695	(3)
	4B.BINDER	27.884	E.BASTIANINI	30.095	J.ZARCO	27.010	J.MILLER	27.665	4	B.BINDER	1'52.677	1'52.889	(5)
	5E.BASTIANINI	27.892	J.MIR	30.133	A.ESPARGARO	27.012	E.BASTIANINI	27.667	5	M.MARQUEZ	1'52.748	1'52.801	(4)
	6J.ZARCO	27.904	A.MARQUEZ	30.136	P.ACOSTA	27.084	M.OLIVEIRA	27.672	6	J.ZARCO	1'52.785	1'52.927	(6)
	7M.MARQUEZ	27.904	F.DI GIANNANTO	30.147	F.DI GIANNANTO	27.085	B.BINDER	27.684	7	E.BASTIANINI	1'52.840	1'52.950	(7)
	8P.ACOSTA	27.909	J.MARTIN	30.164	B.BINDER	27.132	J.ZARCO	27.694	8	F.DI GIANNAN	1'52.858	1'52.987	(8)
	9F.DI GIANNANTO	27.915	J.MILLER	30.171	A.MARQUEZ	27.133	F.DI GIANNANTO	27.711	9	J.MILLER	1'52.866	1'53.031	(9)
	10F.BAGNAIA	27.927	J.ZARCO	30.177	M.VIÑALES	27.138	M.MARQUEZ	27.732	10	F.BAGNAIA	1'53.146	1'53.221	(10)
	11M.BEZZECCHI	27.944	M.MARQUEZ	30.182	F.BAGNAIA	27.156	T.NAKAGAMI	27.764	11	A.MARQUEZ	1'53.157	1'53.250	(11)
	12L.MARINI	27.992	M.BEZZECCHI	30.248	A.RINS	27.165	F.BAGNAIA	27.773	12	M.VIÑALES	1'53.264	1'53.351	(13)
	13A.RINS	28.020	M.VIÑALES	30.273	E.BASTIANINI	27.186	J.MIR	27.797	13	R.FERNANDEZ	1'53.268	1'53.380	(14)
	14M.VIÑALES	28.023	F.BAGNAIA	30.290	J.MILLER	27.208	M.VIÑALES	27.830	14	J.MIR	1'53.279	1'53.435	(16)
	15F.QUARTARARO	28.023	M.OLIVEIRA	30.315	M.BEZZECCHI	27.209	A.MARQUEZ	27.835	15	M.OLIVEIRA	1'53.332	1'53.338	(12)
	16T.NAKAGAMI	28.032	A.RINS	30.321	A.FERNANDEZ	27.246	A.RINS	27.871	16	A.RINS	1'53.377	1'53.407	(15)
	17J.MIR	28.052	L.MARINI	30.331	M.OLIVEIRA	27.248	R.FERNANDEZ	27.876	17	M.BEZZECCHI	1'53.394	1'53.626	(18)
	18A.MARQUEZ	28.053	R.FERNANDEZ	30.341	L.MARINI	27.260	L.MARINI	27.899	18	L.MARINI	1'53.482	1'53.608	(17)
	19R.FERNANDEZ	28.056	T.NAKAGAMI	30.346	J.MIR	27.297	F.QUARTARARO	27.928	19	T.NAKAGAMI	1'53.553	1'53.863	(21)
	20M.OLIVEIRA	28.097	A.FERNANDEZ	30.409	F.QUARTARARO	27.401	A.FERNANDEZ	27.972	20	F.QUARTARAR	1'53.767	1'53.837	(19)
	21A.FERNANDEZ	28.220	F.QUARTARARO	30.415	T.NAKAGAMI	27.411	M.BEZZECCHI	27.993	21	A.FERNANDEZ	1'53.847	1'53.847	(20)
	22F.MORBIDELLI	28.313	F.MORBIDELLI	30.630	F.MORBIDELLI	27.747	F.MORBIDELLI	28.059	22	F.MORBIDELLI	1'54.749	1'54.749	(22)

These data/results cannot be reproduced, stored and/or transmitted in whole or in part by any manner of electronic, mechanical, photocopying, recording, broadcasting or otherwise now known or herein after developed without the previous express consent by the copyright owner, except for reproduction in daily press and regular printed publications on sale to the public within 60 days of the event related to those data/results and always provided that copyright symbol appears together as follows below.
© DORNA, 2024



5380 m.

QATAR AIRWAYS GRAND PRIX OF QATAR

Free Practice Nr. 1

Fastest Laps Sequence

<i>Practice Time</i>	 <i>Rider</i>	<i>Nation</i>	<i>Motorcycle</i>	<i>Time</i>	<i>Km/h</i>	<i>Rider's Lap</i>
4'15.771	73 Alex MARQUEZ	SPA	DUCATI	1'57.112	165.3	2
4'19.718	5 Johann ZARCO	FRA	HONDA	1'55.863	167.1	2
4'28.999	43 Jack MILLER	AUS	KTM	1'55.258	168.0	2
6'10.653	73 Alex MARQUEZ	SPA	DUCATI	1'54.882	168.5	3
6'15.331	72 Marco BEZZECCHI	ITA	DUCATI	1'54.279	169.4	3
6'26.097	36 Joan MIR	SPA	HONDA	1'54.221	169.5	3
6'48.506	31 Pedro ACOSTA	SPA	KTM	1'53.992	169.9	3
8'04.278	73 Alex MARQUEZ	SPA	DUCATI	1'53.625	170.4	4
8'24.655	93 Marc MARQUEZ	SPA	DUCATI	1'53.408	170.7	4
10'34.446	89 Jorge MARTIN	SPA	DUCATI	1'53.247	171.0	5
12'39.774	23 Enea BASTIANINI	ITA	DUCATI	1'53.211	171.0	6
25'02.890	89 Jorge MARTIN	SPA	DUCATI	1'53.138	171.1	9
27'06.148	93 Marc MARQUEZ	SPA	DUCATI	1'53.124	171.2	10
30'36.253	23 Enea BASTIANINI	ITA	DUCATI	1'53.000	171.3	11
34'28.564	33 Brad BINDER	RSA	KTM	1'52.889	171.5	13
37'36.901	31 Pedro ACOSTA	SPA	KTM	1'52.695	171.8	13
42'37.332	89 Jorge MARTIN	SPA	DUCATI	1'52.624	171.9	15

These data/results cannot be reproduced, stored and/or transmitted in whole or in part by any manner of electronic, mechanical, photocopying, recording, broadcasting or otherwise now known or herein after developed without the previous express consent by the copyright owner, except for reproduction in daily press and regular printed publications on sale to the public within 60 days of the event related to those data/results and always provided that copyright symbol appears together as follows below.

© DORNA, 2024